




AIR QUALITY MONITORING



**SLUDGE & RESIDUAL FUEL
REMOVAL**



TANK CLEANING PROGRESS



VIDEOS



PHOTOS




CONTACT US





**Info current as of July 10, 2025*



☐ **Step 1 – Preparation** (Approx. 2-3 months):

- Isolate tank and disconnect piping
- Install tank ventilation equipment and inject water to soften sludge
- Remove flowable sludge
- Begin tank ventilation with forced air

☐ **Step 2 – Remove Solid Sludge** (Approx. 2-3 months):

- Inspect and repair central tower and catwalk
- Install center tower elevator; load test tower and catwalk
- Remove solid sludge

☐ **Step 3 – Pressure Washing** (Approx. 1-2 months):

- Set up pressure washing system and
- Pressure wash with 3% Simple Green
- Rinse, continuously removing rinsate
- Dry tank interior and validate cleanliness; submit cleaning report
- Receive regulatory agency final approval that tank is clean

☐ **Step 4 – Tank Decommission** (Approx. 1-2 Months):

- Remove booms and infrastructure
- Install permanent lockable steel hatch at the entrance

Black tanks were empty and out of service prior to defueling.

NCTF SAFE
RH DELIBERATE
ENGAGED
COMMITTED

[BACK TO TOP](#)



TANK 3

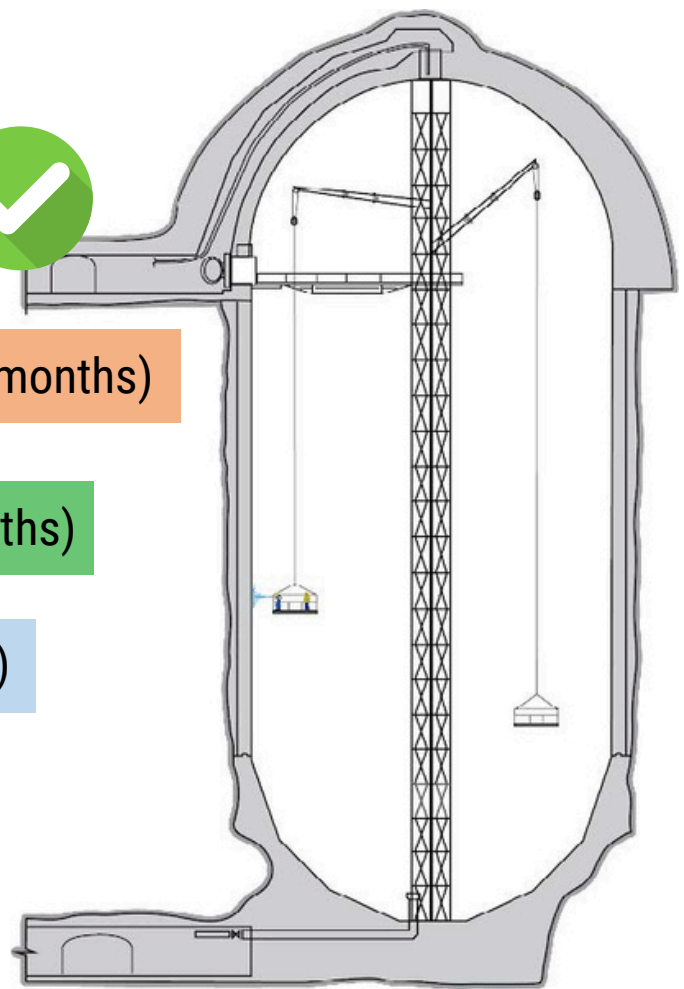
Step 1 Preparation (approx. 2-3 months)



Step 2 Infrastructure/Sludge (approx. 2-3 months)

Step 3 Pressure washing (approx. 1-2 months)

Step 4 Demobilization (approx. 1-2 months)



Degassing of Tank 3 was completed on April 1, 2025.

**Info current as of July 10, 2025*

[BACK TO TANK PROGRESS](#)

[BACK TO TOP](#)



TANK 4

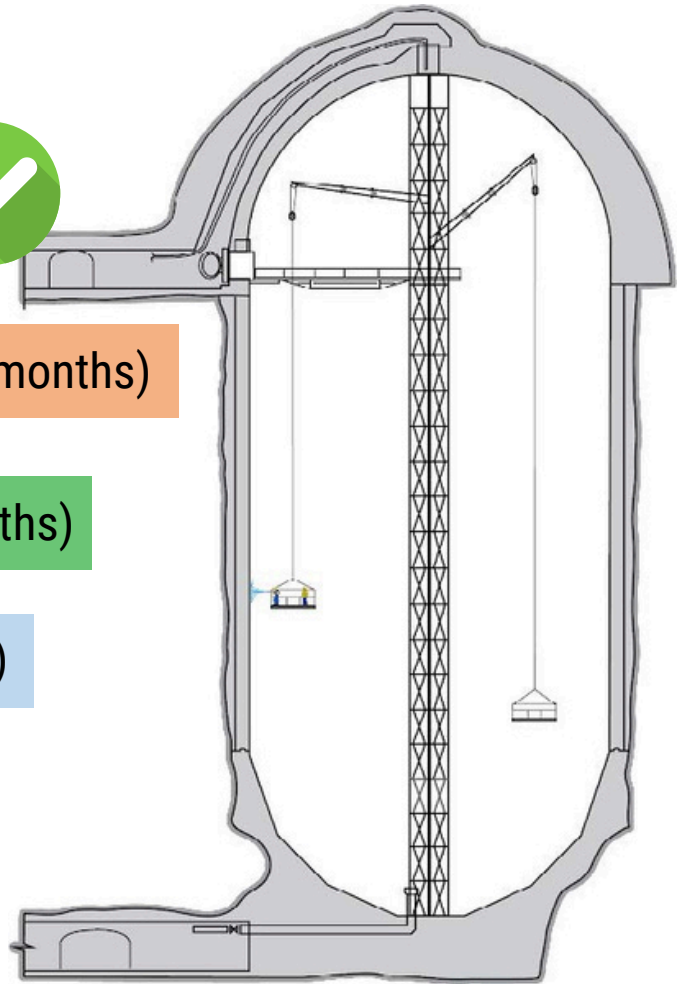
Step 1 Preparation (approx. 2-3 months)



Step 2 Infrastructure/Sludge (approx. 2-3 months)

Step 3 Pressure washing (approx. 1-2 months)

Step 4 Demobilization (approx. 1-2 months)



Degassing of Tank 4 was completed on April 30, 2025.

**Info current as of July 10, 2025*

[BACK TO TANK PROGRESS](#)

[BACK TO TOP](#)



TANK 5

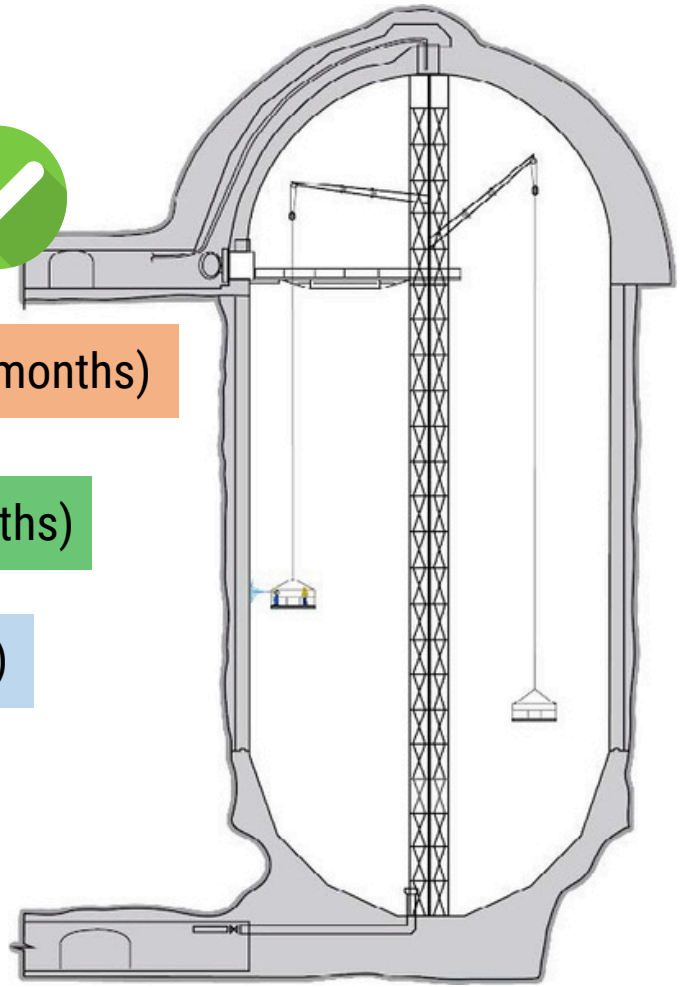
Step 1 Preparation (approx. 2-3 months)



Step 2 Infrastructure/Sludge (approx. 2-3 months)

Step 3 Pressure washing (approx. 1-2 months)

Step 4 Demobilization (approx. 1-2 months)



The tank infrastructure and scaffolding are now being assembled and inspected to be ready for pressure washing.

**Info current as of July 10, 2025*

[BACK TO TANK PROGRESS](#)

[BACK TO TOP](#)



TANK 6

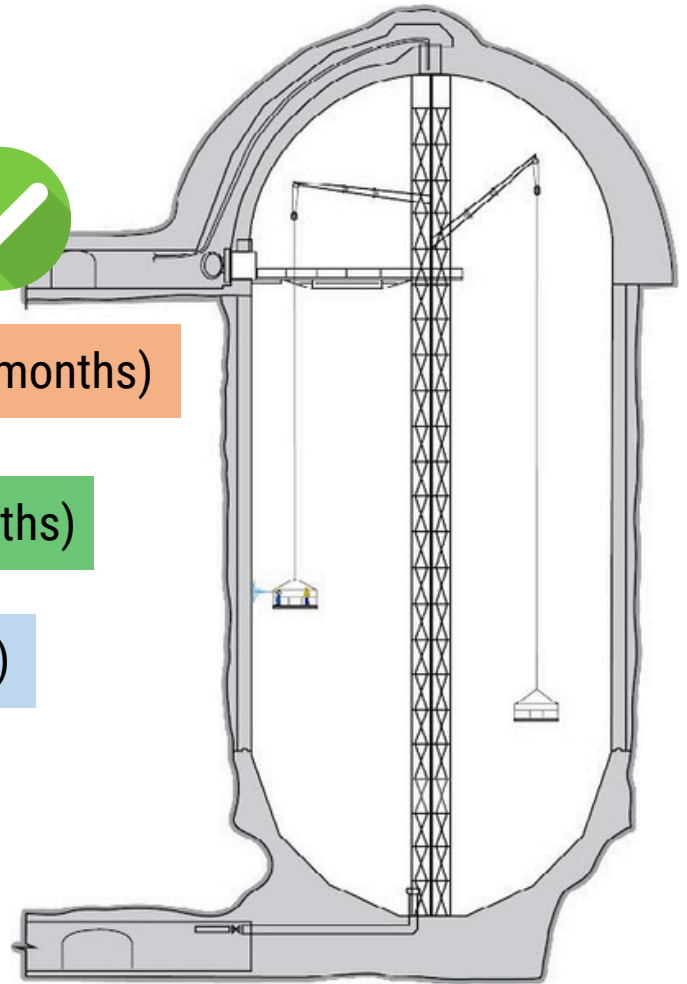
Step 1 Preparation (approx. 2-3 months)



Step 2 Infrastructure/Sludge (approx. 2-3 months)

Step 3 Pressure washing (approx. 1-2 months)

Step 4 Demobilization (approx. 1-2 months)



Structural assessments are ongoing for a spiral staircase that is unique to Tank 6. Its removal is required for safe tank cleaning.

**Info current as of July 10, 2025*

[BACK TO TANK PROGRESS](#)

[BACK TO TOP](#)



TANK 7

Step 1 Preparation (approx. 2-3 months)

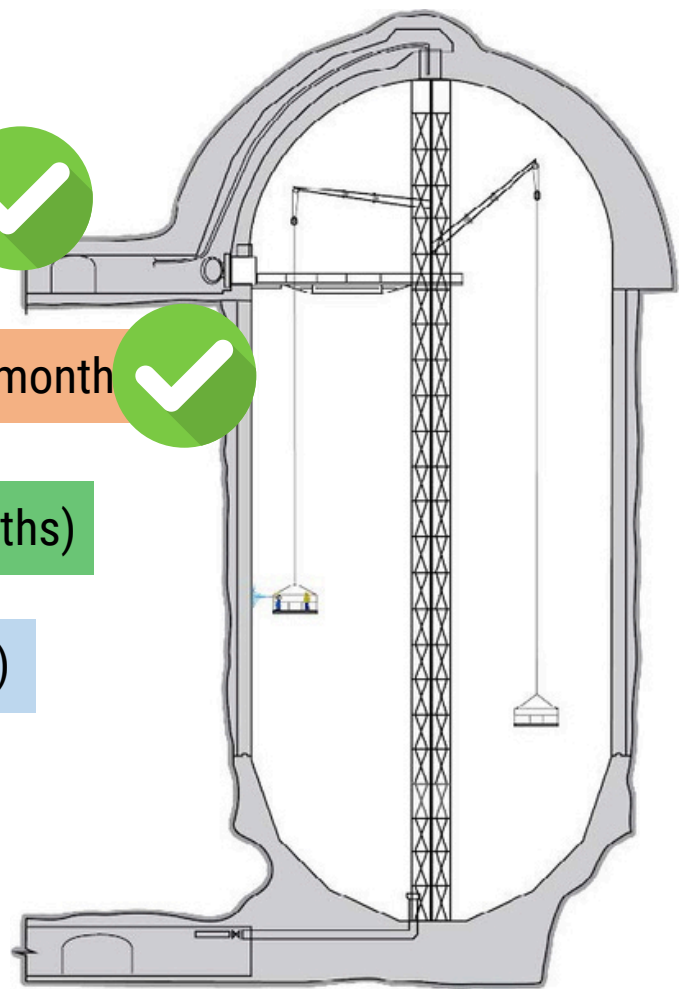


Step 2 Infrastructure/Sludge (approx. 2-3 month)



Step 3 Pressure washing (approx. 1-2 months)

Step 4 Demobilization (approx. 1-2 months)



All repairs to the main tower were completed, and the boom was installed to enable tank cleaning.

Pressure washing for Tank 7 began on January 9th.

Tank 7 interim third-party quality validation reports were submitted to EPA and Hawaii Department of Health April 21, 2025.

****Info current as of July 10, 2025***

[BACK TO TANK PROGRESS](#)

[BACK TO TOP](#)



TANK 8

Step 1 Preparation (approx. 2-3 months)

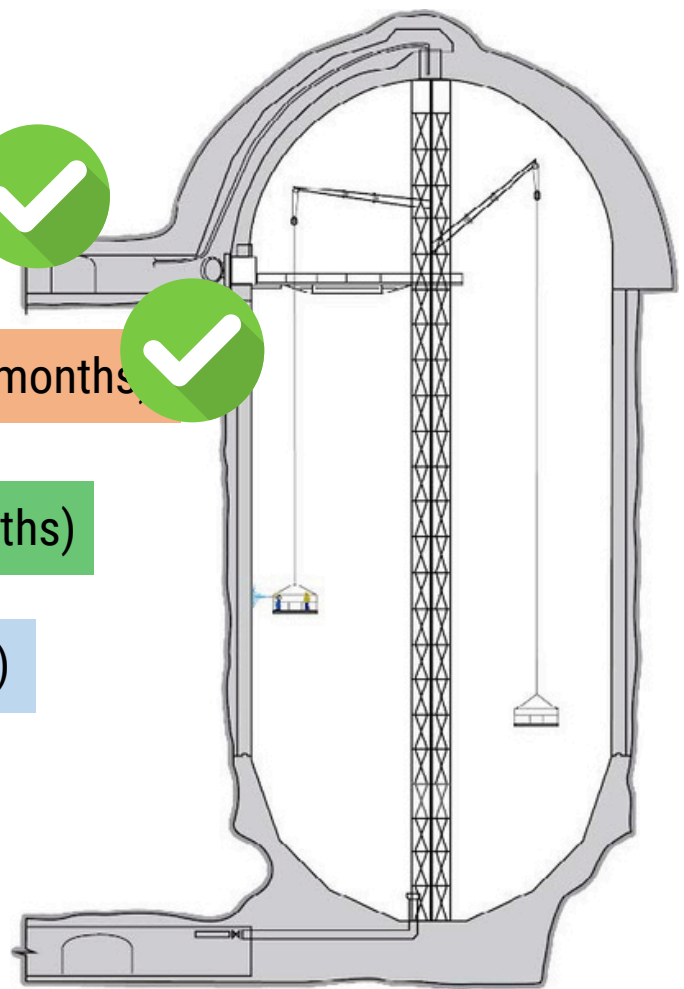


Step 2 Infrastructure/Sludge (approx. 2-3 months)



Step 3 Pressure washing (approx. 1-2 months)

Step 4 Demobilization (approx. 1-2 months)



Tank 8 pressure washing was completed on February 22, 2025.

Tank 8 interim third-party quality validation reports were submitted to EPA and Hawaii Department of Health April 21, 2025.

**Info current as of July 10, 2025*

[BACK TO TANK PROGRESS](#)

[BACK TO TOP](#)



SLUDGE AND RESIDUAL FUEL REMOVAL

0 1 8 6 2 . 0

GALLONS RESIDUAL FUEL REMOVED

****As of July 10, 2025***

0 0 3 2 3 . 0

GALLONS SLUDGE REMOVED


Sludge is removed by lowering personnel to the bottom of the tank where it is manually shoveled out and put into drums. The drums are sealed and sent off the island for disposal at a permitted waste disposal facility on the continental U.S.

[SLUDGE REMOVAL VIDEO](#)

[BACK TO TOP](#)



AIR QUALITY MONITORING



(Google Earth image courtesy of Hawaii State Department of Health website)

[TANK VENTILATION VIDEO](#)

[BACK TO TOP](#)

