

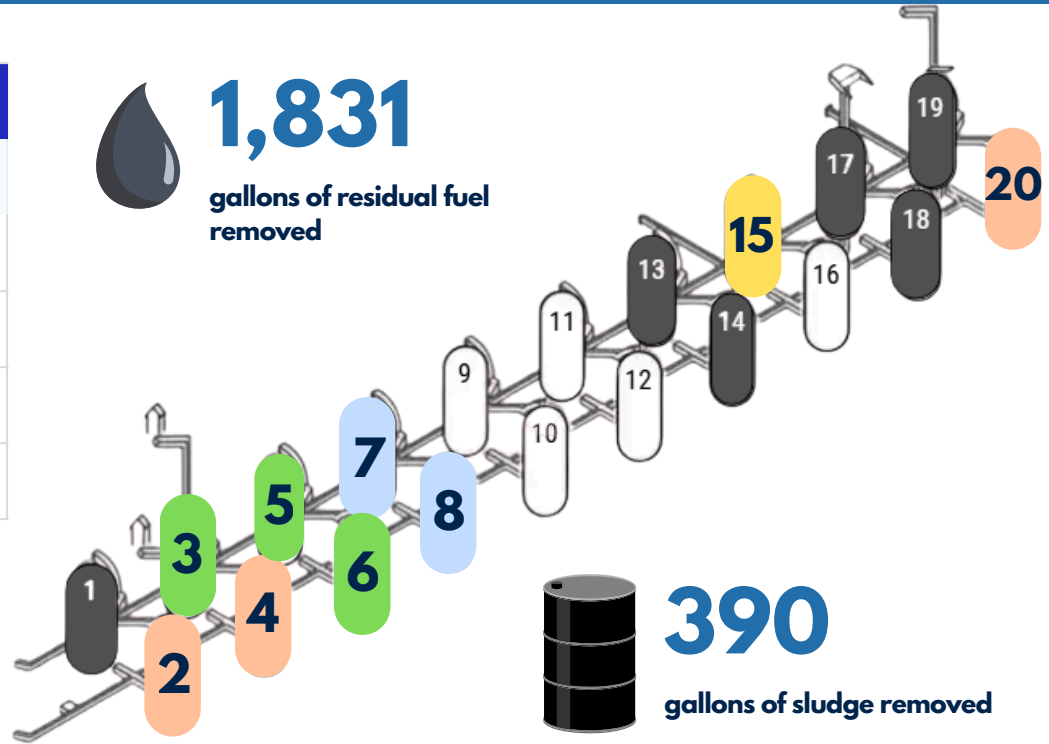


Navy Closure Task Force-Red Hill Operations Dashboard

TANK CLEANING

Status	
Step	Tank(s)
1	15
2	2, 4, 20
3	3, 5, 6
4	7, 8

*Gray tanks were empty and not in service before defueling



Tank Cleaning Steps

Step 1: Preparation
Approximately 2-3 months

- Isolate tank and disconnect piping
- Install tank ventilation equipment
- Inject water to soften sludge and remove flowable sludge
- Forced air degassing of the tank

Step 2: Solid Sludge Removal
Approximately: 2-3 months

- Structural inspection and repairs/modifications
- Remove solid sludge
- Install and load test booms and baskets

Step 3: Pressure Washing
Approximately: 1-2 months

- Pressure wash with up to 3% Simple Green solution
- Contractor quality control and Government quality assurance
- Third party independent cleanliness validation in accordance with approved plan
- Submit reports for EPA and DOH concurrence of cleanliness

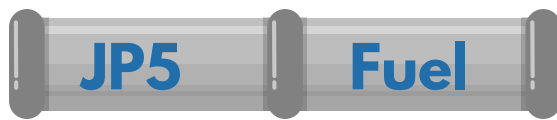
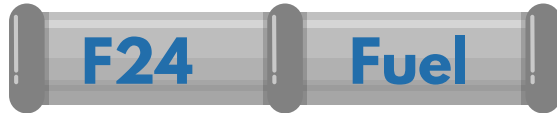
Step 4: Tank Decommissioning
Approximately: 1-2 months

- Demobilize contractor equipment
- Secure the manways with lockable hatches
- Prepare for post closure monitoring
- Submit closure report to EPA and DOH for approval




Navy Closure Task Force-Red Hill Operations Dashboard

PIPELINE REMOVAL



2,512
total gallons of residual fuel removed as part of pipeline cleaning efforts



Pipeline Removal Process

01



Preparation

- Install supplemental utilities
- Install train engines and cars
- Environmental Protection Plan approved
- Multiple Work Plans approved
- Demolition Plan approved
- Abatement Plans approved
- Asbestos abatement
- Work plans for demolition and environmental protection
- Conduct spill response exercises

02



Drain & Clean

- Remove valves
- Drain Residual fuel
- Cable pigging*
- Air pigging*

*Pigging: Process of cleaning or inspecting pipelines.

03



Cut & Remove

- Cut 9' pipe sections
- Lower pipe sections
- Transport to Adit 2 for staging

04



Transport & Recycle

- Transport pipes to JBPHH staging area
- Transport to the U.S. mainland
- Final disposition