



Red Hill Bulk Fuel Storage Facility Tank Cleaning

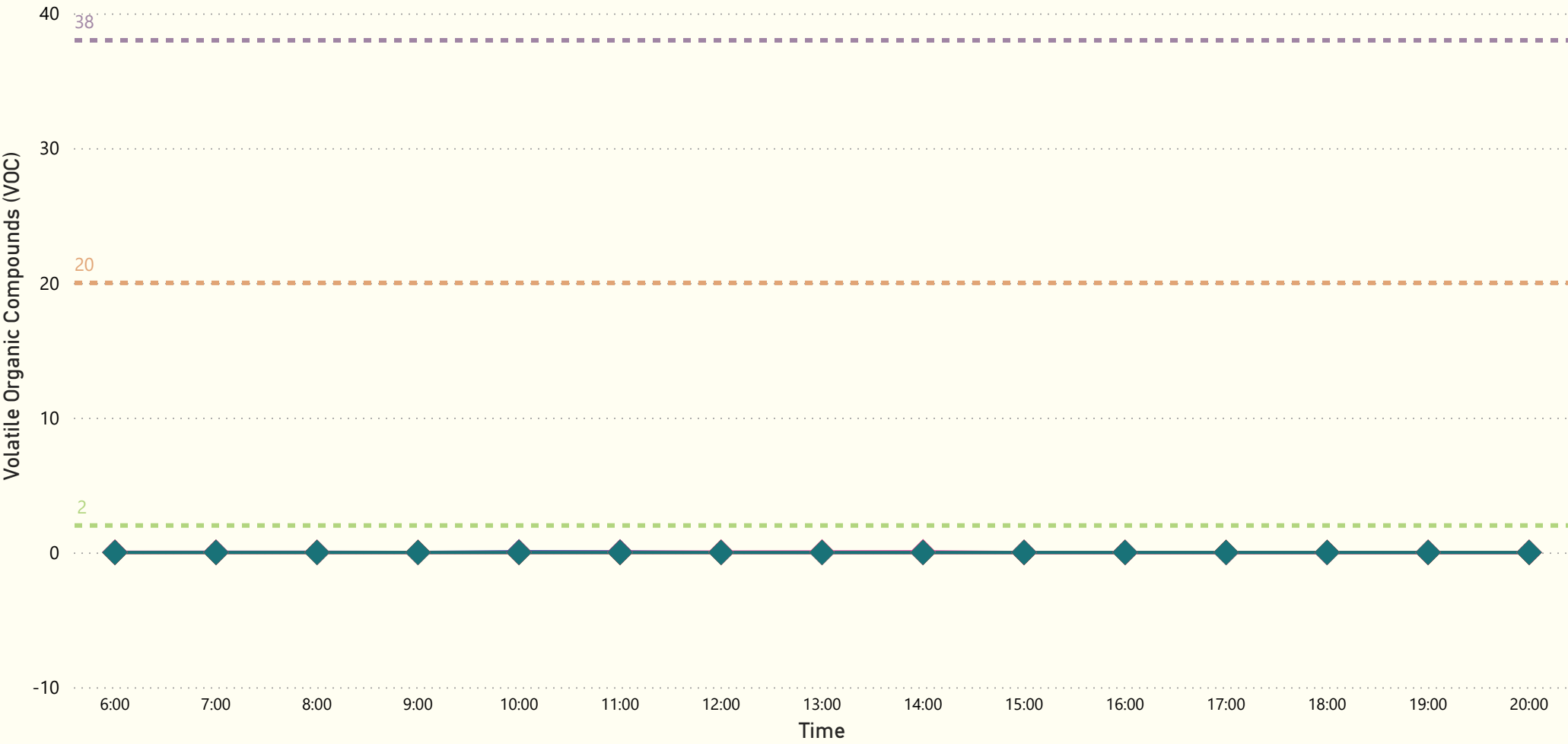
Air Quality Monitoring - Current

12/16/2024 8:00 PM

Red Hill Air Quality Monitor Readings

Parts Per Million by Volume (ppmv)

Station Name ◆ RH-AQM-1 ◆ RH-AQM-2 ◆ RH-AQM-3 ◆ RH-AQM-4 ◆ RH-AQM-5 ◆ RH-AQM-6 ◆ RH-AQM-7 ◆ RH-AQM-8 ◆ RH-AQM-9



VOC Readings Over 0

Station Name	ppmv	Date & Time
RH-AQM-3	0.001	12/16/24 8:00 PM
RH-AQM-5	0.059	12/16/24 2:00 PM
RH-AQM-5	0.049	12/16/24 1:00 PM
RH-AQM-2	0.006	12/16/24 12:00 PM
RH-AQM-5	0.040	12/16/24 12:00 PM
RH-AQM-5	0.026	12/16/24 11:00 AM
RH-AQM-2	0.048	12/16/24 11:00 AM
RH-AQM-5	0.012	12/16/24 10:00 AM
RH-AQM-2	0.052	12/16/24 10:00 AM
RH-AQM-5	0.008	12/16/24 9:00 AM
RH-AQM-2	0.009	12/16/24 9:00 AM
RH-AQM-5	0.015	12/16/24 8:00 AM
RH-AQM-2	0.018	12/16/24 8:00 AM
RH-AQM-5	0.017	12/16/24 7:00 AM
RH-AQM-2	0.018	12/16/24 7:00 AM
RH-AQM-2	0.012	12/16/24 6:00 AM
RH-AQM-5	0.021	12/16/24 6:00 AM


The data on this web page are preliminary and await review and validation by qualified staff. The data may be revised after review. Every effort is made to assert the validity and integrity of the data, but data can be affected by equipment malfunctions, technical difficulties, and other unforeseen circumstances.

Volatile Organic Compounds (VOC) Levels Legend

0 - 2 ppmv	Ambient Level (Perimeter)	20 ppmv	Cease Ventilation Operations (1 Hr total weight average)	38 ppmv	Public Notification Level 1 (8 hr exposure) (Perimeter)	144 ppmv	Level 2 (Perimeter)
-------------------	------------------------------	----------------	--	----------------	---	-----------------	------------------------


HOW WE ARE MONITORING YOUR AIR

The Hawaii State Department of Health (DOH) has set guidelines for air quality monitoring during tank ventilation at the Red Hill Bulk Fuel Storage Facility (RHBFSF). The Environmental Protection Agency’s (EPA) Acute Exposure Level Guidelines (AELG) provide limits for the release of specific chemicals into the air which may cause health effects to occur. EPA’s AELG is in place to protect the elderly, children, and other individuals who may be susceptible to health effects caused from the release of these airborne chemicals.




AMBIENT LEVEL

NCTF-RH will monitor the levels of emission every hour and provide updates on the air quality levels through our mobile app.




CEASE VENTILATION OPERATIONS LEVEL

In the event air levels reach a threshold of 20 parts per million by volume (ppmv) at the stack (i.e., at the ventilation system exit point), NCTF-RH will investigate and cease ventilation operations until levels have decreased.



PUBLIC NOTIFICATION LEVEL 1



In compliance with DOH guidelines, should air quality levels reach 38 ppmv, regulators and local emergency agencies will be notified. The public will also be notified via the NCTF-RH app and a media press release. Per EPA’s AELG, this is considered Level 1. Conditions may include discomfort, irritation, or certain asymptomatic non-sensory effects. These effects are not disabling, are transient and reversible upon cessation of exposure.





LEVEL 2

Per EPA’s AELG, air quality levels at 144 ppmv are considered a Level 2 exposure. These conditions may include serious, long-lasting adverse health effects or an impaired ability to escape.

For concerns regarding air quality contact the Navy Call Center at (808) 210-6968.







Red Hill Bulk Fuel Storage Facility Tank Cleaning

Air Quality Monitoring - Current

12/16/2024 8:00 PM

Red Hill Air Quality Monitor Readings

Parts Per Million by Volume (ppmv)

Time	RH-AQM-1	RH-AQM-2	RH-AQM-3	RH-AQM-4	RH-AQM-5	RH-AQM-6	RH-AQM-7	RH-AQM-8	RH-AQM-9	Hr Avg VOC
6:00	0.000	0.012	0.000	0.000	0.021	0.000	0.000	0.000	0.000	0.004
7:00	0.000	0.018	0.000	0.000	0.017	0.000	0.000	0.000	0.000	0.004
8:00	0.000	0.018	0.000	0.000	0.015	0.000	0.000	0.000	0.000	0.004
9:00	0.000	0.009	0.000	0.000	0.008	0.000	0.000	0.000	0.000	0.002
10:00	0.000	0.052	0.000	0.000	0.012	0.000	0.000	0.000	0.000	0.007
11:00	0.000	0.048	0.000	0.000	0.026	0.000	0.000	0.000	0.000	0.008
12:00	0.000	0.006	0.000	0.000	0.040	0.000	0.000	0.000	0.000	0.005
13:00	0.000	0.000	0.000	0.000	0.049	0.000	0.000	0.000	0.000	0.005
14:00	0.000	0.000	0.000	0.000	0.059	0.000	0.000	0.000	0.000	0.007
15:00	0.000	0.000	0.000	0.000	0.000	0.000	0.000	0.000	0.000	0.000
16:00	0.000	0.000	0.000	0.000	0.000	0.000	0.000	0.000	0.000	0.000
17:00	0.000	0.000	0.000	0.000	0.000	0.000	0.000	0.000	0.000	0.000
18:00	0.000	0.000	0.000	0.000	0.000	0.000	0.000	0.000	0.000	0.000
19:00	0.000	0.000	0.000	0.000	0.000	0.000	0.000	0.000	0.000	0.000
20:00	0.000	0.000	0.001	0.000	0.000	0.000	0.000	0.000	0.000	0.000
AQM Avg VOC	0.000	0.011	0.000	0.000	0.016	0.000	0.000	0.000	0.000	0.003


The data on this web page are preliminary and await review and validation by qualified staff. The data may be revised after review. Every effort is made to assert the validity and integrity of the data, but data can be affected by equipment malfunctions, technical difficulties, and other unforeseen circumstances.

Volatile Organic Compounds (VOC) Levels Legend

<div>0 - 2 ppmv</div>	Ambient Level (Perimeter)	<div>20 ppmv</div>	Cease Ventilation Operations (1 Hr total weight average)	<div>38 ppmv</div>	Public Notification Level 1 (8 hr exposure) (Perimeter)	<div>144 ppmv</div>	Level 2 (Perimeter)
---------------------------	------------------------------	------------------------	--	------------------------	---	-------------------------	------------------------


HOW WE ARE MONITORING YOUR AIR

The Hawaii State Department of Health (DOH) has set guidelines for air quality monitoring during tank ventilation at the Red Hill Bulk Fuel Storage Facility (RHBFSF). The Environmental Protection Agency’s (EPA) Acute Exposure Level Guidelines (AELG) provide limits for the release of specific chemicals into the air which may cause health effects to occur. EPA’s AELG is in place to protect the elderly, children, and other individuals who may be susceptible to health effects caused from the release of these airborne chemicals.




AMBIENT LEVEL

NCTF-RH will monitor the levels of emission every hour and provide updates on the air quality levels through our mobile app.




CEASE VENTILATION OPERATIONS LEVEL

In the event air levels reach a threshold of 20 parts per million by volume (ppmv) at the stack (i.e., at the ventilation system exit point), NCTF-RH will investigate and cease ventilation operations until levels have decreased.



PUBLIC NOTIFICATION LEVEL 1


In compliance with DOH guidelines, should air quality levels reach 38 ppmv, regulators and local emergency agencies will be notified. The public will also be notified via the NCTF-RH app and a media press release. Per EPA’s AELG, this is considered Level 1. Conditions may include discomfort, irritation, or certain asymptomatic non-sensory effects. These effects are not disabling, are transient and reversible upon cessation of exposure.




LEVEL 2

Per EPA’s AELG, air quality levels at 144 ppmv are considered a Level 2 exposure. These conditions may include serious, long-lasting adverse health effects or an impaired ability to escape.

For concerns regarding air quality contact the Navy Call Center at (808) 210-6968.



Download on the App Store



Get it on Google Play