



# Red Hill Bulk Fuel Storage Facility Tank Cleaning

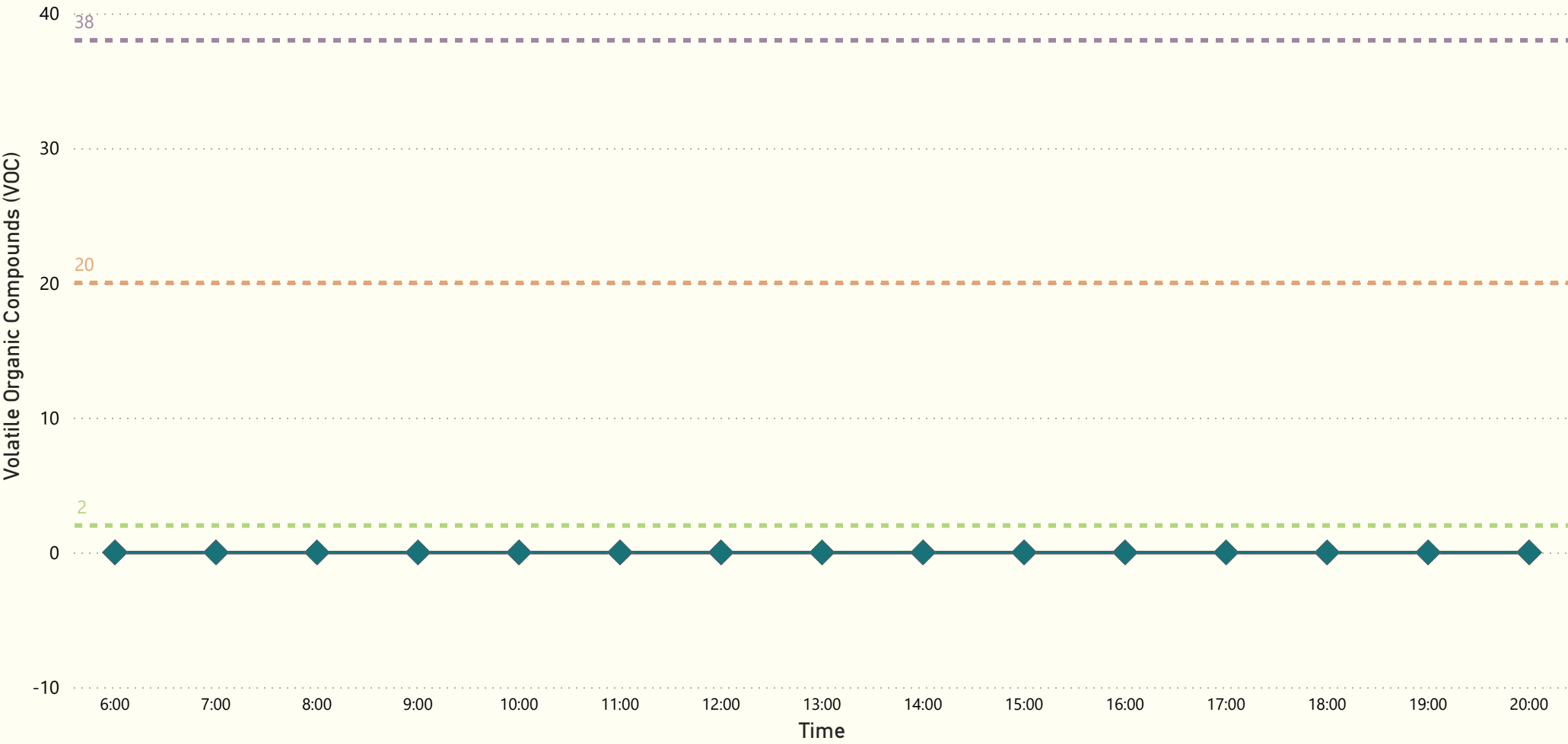
## Air Quality Monitoring - Current

11/28/2025 8:00 PM

### Red Hill Air Quality Monitor Readings

Parts Per Million by Volume (ppmv)

Station Name ◆ RH-AQM-01 ◆ RH-AQM-03 ◆ RH-AQM-04 ◆ RH-AQM-05 ◆ RH-AQM-06 ◆ RH-AQM-07 ◆ RH-AQM-08 ◆ RH-AQM-09 ◆ RH-AQM-10\*

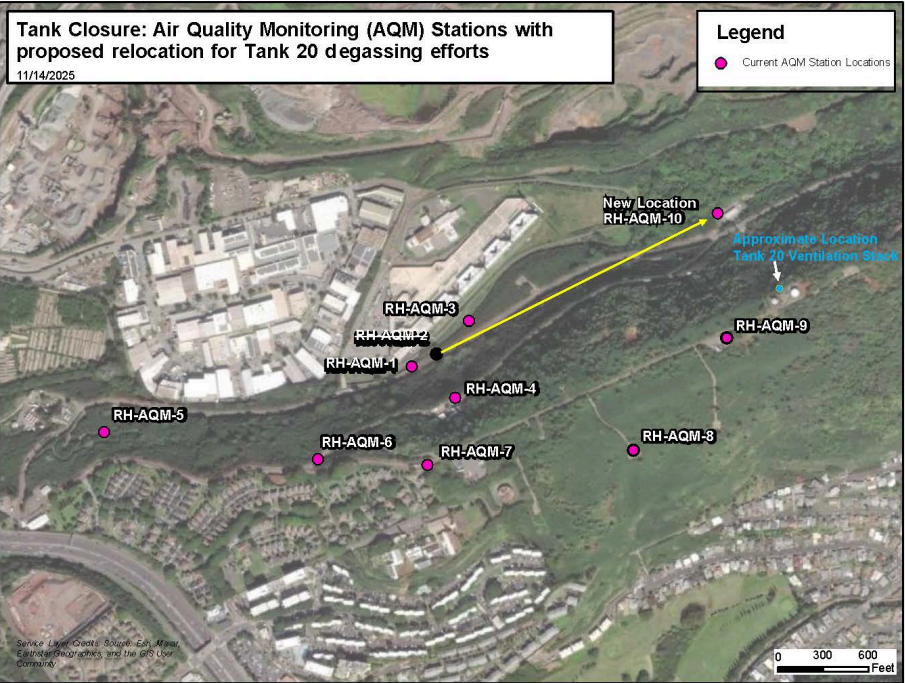


### VOC Readings Over 0

Station Name	ppmv	Date & Time
RH-AQM-06	0.001	11/28/25 11:00 AM
RH-AQM-05	0.001	11/28/25 9:00 AM
RH-AQM-05	0.001	11/28/25 8:00 AM

The data on this web page are preliminary and await review and validation by qualified staff. The data may be revised after review. Every effort is made to assert the validity and integrity of the data, but data can be affected by equipment malfunctions, technical difficulties, and other unforeseen circumstances.

\* With approval from the Hawaii Department of Health (DOH) on October 30, 2025, one of NCTF-RH’s nine monitoring stations, referred to as AQM-02, has been temporarily relocated to best capture air quality monitoring data during active tank 20 ventilation. Effective, November 1, 2025, it will temporarily be referred to as AQM-10, as indicated on the map below, and will remain at the new location for the duration of the tank 20 ventilation. At the completion of tank 20 ventilation, AQM-10 will return to its original location as AQM-02.



### Volatile Organic Compounds (VOC) Levels Legend

<div>0 - 2 ppmv</div>	Ambient Level (Perimeter)	<div>20 ppmv</div>	Cease Ventilation Operations (1 Hr total weight average)	<div>38 ppmv</div>	Public Notification Level 1 (8 hr exposure) (Perimeter)	<div>144 ppmv</div>	Level 2 (Perimeter)
---------------------------	------------------------------	------------------------	----------------------------------------------------------------	------------------------	---------------------------------------------------------------	-------------------------	------------------------

### HOW WE ARE MONITORING YOUR AIR

The Hawaii State Department of Health (DOH) has set guidelines for air quality monitoring during tank ventilation at the Red Hill Bulk Fuel Storage Facility (RHBFSF). The Environmental Protection Agency’s (EPA) Acute Exposure Level Guidelines (AELG) provide limits for the release of specific chemicals into the air which may cause health effects to occur. EPA’s AELG is in place to protect the elderly, children, and other individuals who may be susceptible to health effects caused from the release of these airborne chemicals.

- NCTF-RH will monitor the levels of emission every hour and provide updates on the air quality levels through our mobile app.
- In the event air levels reach a threshold of 20 parts per million by volume (ppmv) at the stack (i.e., at the ventilation system exit point), NCTF-RH will investigate and cease ventilation operations until levels have decreased.
- In compliance with DOH guidelines, should air quality levels reach 38 ppmv, regulators and local emergency agencies will be notified. The public will also be notified via the NCTF-RH app and a media press release. Per EPA’s AELG, this is considered Level 1. Conditions may include discomfort, irritation, or certain asymptomatic non-sensory effects. These effects are not disabling, are transient and reversible upon cessation of exposure.
- Per EPA’s AELG, air quality levels at 144 ppmv are considered a Level 2 exposure. These conditions may include serious, long-lasting adverse health effects or an impaired ability to escape.
- For concerns regarding air quality contact the Navy Call Center at (808) 210-6968.





# Red Hill Bulk Fuel Storage Facility Tank Cleaning

## Air Quality Monitoring - Current

11/28/2025 8:00 PM

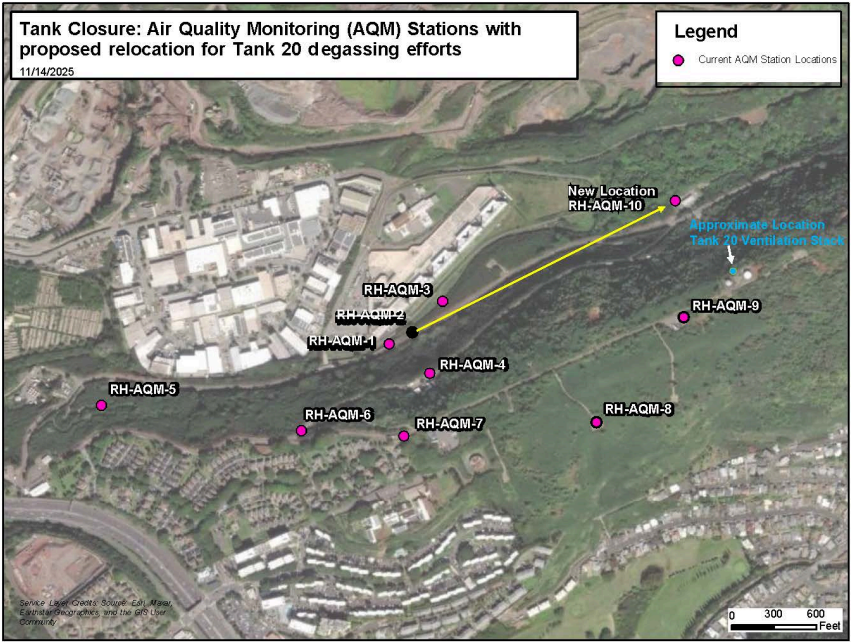
### Red Hill Air Quality Monitor Readings

Parts Per Million by Volume (ppmv)

Time	RH-AQM-01	RH-AQM-03	RH-AQM-04	RH-AQM-05	RH-AQM-06	RH-AQM-07	RH-AQM-08	RH-AQM-09	RH-AQM-10*	Hr Avg VOC
6:00	0.000	0.000	0.000	0.000	0.000	0.000	0.000	0.000	0.000	0.000
7:00	0.000	0.000	0.000	0.000	0.000	0.000	0.000	0.000	0.000	0.000
8:00	0.000	0.000	0.000	0.001	0.000	0.000	0.000	0.000	0.000	0.000
9:00	0.000	0.000	0.000	0.001	0.000	0.000	0.000	0.000	0.000	0.000
10:00	0.000	0.000	0.000	0.000	0.000	0.000	0.000	0.000	0.000	0.000
11:00	0.000	0.000	0.000	0.000	0.001	0.000	0.000	0.000	0.000	0.000
12:00	0.000	0.000	0.000	0.000	0.000	0.000	0.000	0.000	0.000	0.000
13:00	0.000	0.000	0.000	0.000	0.000	0.000	0.000	0.000	0.000	0.000
14:00	0.000	0.000	0.000	0.000	0.000	0.000	0.000	0.000	0.000	0.000
15:00	0.000	0.000	0.000	0.000	0.000	0.000	0.000	0.000	0.000	0.000
16:00	0.000	0.000	0.000	0.000	0.000	0.000	0.000	0.000	0.000	0.000
17:00	0.000	0.000	0.000	0.000	0.000	0.000	0.000	0.000	0.000	0.000
18:00	0.000	0.000	0.000	0.000	0.000	0.000	0.000	0.000	0.000	0.000
19:00	0.000	0.000	0.000	0.000	0.000	0.000	0.000	0.000	0.000	0.000
20:00	0.000	0.000	0.000	0.000	0.000	0.000	0.000	0.000	0.000	0.000
AQM Avg VOC	0.000	0.000	0.000	0.000	0.000	0.000	0.000	0.000	0.000	0.000

The data on this web page are preliminary and await review and validation by qualified staff. The data may be revised after review. Every effort is made to assert the validity and integrity of the data, but data can be affected by equipment malfunctions, technical difficulties, and other unforeseen circumstances.

\* With approval from the Hawaii Department of Health (DOH) on October 30, 2025, one of NCTF-RH’s nine monitoring stations, referred to as AQM-02, has been temporarily relocated to best capture air quality monitoring data during active tank 20 ventilation. Effective, November 1, 2025, it will temporarily be referred to as AQM-10, as indicated on the map below, and will remain at the new location for the duration of the tank 20 ventilation. At the completion of tank 20 ventilation, AQM-10 will return to its original location as AQM-02.



### Volatile Organic Compounds (VOC) Levels Legend

<b>0 - 2 ppmv</b>	Ambient Level (Perimeter)	<b>20 ppmv</b>	Cease Ventilation Operations (1 Hr total weight average)	<b>38 ppmv</b>	Public Notification Level 1 (8 hr exposure) (Perimeter)	<b>144 ppmv</b>	Level 2 (Perimeter)
-------------------	---------------------------	----------------	----------------------------------------------------------	----------------	---------------------------------------------------------	-----------------	---------------------

### HOW WE ARE MONITORING YOUR AIR

The Hawaii State Department of Health (DOH) has set guidelines for air quality monitoring during tank ventilation at the Red Hill Bulk Fuel Storage Facility (RHBFSF). The Environmental Protection Agency’s (EPA) Acute Exposure Level Guidelines (AELG) provide limits for the release of specific chemicals into the air which may cause health effects to occur. EPA’s AELG is in place to protect the elderly, children, and other individuals who may be susceptible to health effects caused from the release of these airborne chemicals.

AMBIENT LEVEL

NCTF-RH will monitor the levels of emission every hour and provide updates on the air quality levels through our mobile app.

CEASE VENTILATION OPERATIONS LEVEL

In the event air levels reach a threshold of 20 parts per million by volume (ppmv) at the stack (i.e., at the ventilation system exit point), NCTF-RH will investigate and cease ventilation operations until levels have decreased.

PUBLIC NOTIFICATION LEVEL 1

In compliance with DOH guidelines, should air quality levels reach 38 ppmv, regulators and local emergency agencies will be notified. The public will also be notified via the NCTF-RH app and a media press release. Per EPA’s AELG, this is considered Level 1. Conditions may include discomfort, irritation, or certain asymptomatic non-sensory effects. These effects are not disabling, are transient and reversible upon cessation of exposure.

LEVEL 2

Per EPA’s AELG, air quality levels at 144 ppmv are considered a Level 2 exposure. These conditions may include serious, long-lasting adverse health effects or an impaired ability to escape.

For concerns regarding air quality contact the Navy Call Center at (808) 210-6968.

